




# VANUATU






## ELECTRONIC SINGLE WINDOW SYSTEM PROJECT

### How to navigate quick access menu in the Vanuatu electronic Single Window (VeSW)

After logging in to VeSW, you are taken to the home screen which part of it is shown below:



Quick Access buttons under the menu bar helps you navigate to commonly used and important features within the system.

-  General Finder - locates all the information in “References” that is allocated to your user account.
-  Online help - though not commonly used, is there to assist technical users of the system.
-  Document library - displays the document library if it not available on the home screen.
-  Mail - opens the VeSW system internal mailbox (email).
-  The power button closes the SW client application.

■ End