

# User guide for Paying your Bills with Vanuatu Single Window

**Import**  
Declaration Payment



**Prepaid**  
Account Top Up



**Export**  
Declaration Payment



**1<sup>ST</sup>**

Pacific Country  
to implement

# SINGLE WINDOW ONLINE PAYMENT

The quickest and easiest way to pay your Bills  
is with **BRED Bank!**







**BRED**  
**BANK**

VANUATU



## 1. Select Biller:



1. SELECT BILLER CATEGORY

 All billers	 Goods and services	 Telecom	 Education	 Insurance	 Utilities
--	---	--	--	--	--

Others

2. SELECT A BILLER

Search biller.

	DYNAMIC SUPPLY COMPANY LIMITED	<input type="radio"/>
	Government of Vanuatu	<input checked="" type="radio"/>

## 2. Select service:

3. SELECT A SERVICE


GOVERNMENT INSTITUTION

This service is to be used to pay for Single Window Payments.

4. ENTER THE FOLLOWING FIELDS

AMOUNT	<input type="text" value="722.755"/>	VUV
TIN NUMBER	<input type="text" value="676450"/>	
BILL NUMBER (FORMAT: OFFICE- YEAR-C-XXXX)	<input type="text" value="VSEA-2023-C-7375"/>	

## 3. Select Account to debit:

 **Gouvernement of Vanuatu** Total with fees 722,755 VUV

1. PAYMENT DETAILS

SERVICE: GOVERNMENT INSTITUTION


TIN NUMBER: 676450

BILL NUMBER (FORMAT: OFFICE-  
YEAR-C-XXXX): VSEA-2023-C-7375

2. SELECT ACCOUNT TO DEBIT

Current - Savings Account	<input type="text" value="XXXXXXXXXX"/>	Balance	<input type="text" value="XXXXXXXXXX"/>	VUV <input type="button" value="v"/>
---------------------------	---	---------	---	--------------------------------------

#### 4. Confirm payment details:

 **Government of Vanuatu** Total with fees 722,755 VUV

---

**1. PAYMENT DETAILS**

SERVICE: GOVERNMENT INSTITUTION  
TIN NUMBER: 676450  
BILL NUMBER (FORMAT: OFFICE-  
YEAR-C-XXXX): VSEA-2023-C-7375  
INVOICE TOTAL: 722,755 VUV


**2. ACCOUNT TO DEBIT**

Current - account N° [REDACTED] - Savings Account

ADD AS FAVORITES


▲ This transaction will be confirmed with the reception of a unique code

#### 5. Check designated email for one-time password:

 **no\_reply@bred.vu** Thu 11/2/2023 1:49 AM


To: You

---

 **INTERNET BANKING**

Dear Customer,


To confirm the transaction initiated on [BRED Vanuatu Connect](#), please find below your one-time password:




This validation code was sent to you following a transaction initiated using our web banking application. Do not provide this code to anyone.  
If you are not the originator of this transaction, please contact the bank immediately.

Thank you for using our Online Banking services.  
Best regards,

#### 6. Enter validation code to validate the payment:

 **CONFIRMATION**

---

To confirm your request, please enter the code received via email  
 within 29:07

[Resend code](#)

7. Once the payment is validated, with no errors, the Customs declaration will be paid automatically in ASYCUDA.
8. Go to ASYCUDA to print the Customs Receipt and Release Order to take custody of the goods.

**End**